


 34,56 m<sup>2</sup>  3,52 m  9,82 m



**ZEN** is a cottage with a floor area of 29.58 m<sup>2</sup>, designed specifically for resorts and glamping. It is the ideal solution for those who wish to combine closeness to nature with comfort and style. Our chalet is perfectly equipped and offers a comfortable stay in nature.

## EQUIPMENT

### SALON:

Sofa bed with sleeping function  
Coffee table set  
Rtv cabinet  
Air conditioning  
TV  
Table and chairs  
Electric heater

### KITCHEN:

Under-counter refrigerator  
2-burner electric hob  
Telescopic hood  
Sink  
Boiler 55 L

### BEDROOM:

Double bed  
Bedside table  
Wardrobe  
Hanging locker  
Electric heater

### ŁAZIENKA:


Cabinet with washbasin  
Mirror  
Shower enclosure  
Toilet bowl  
Electric finned radiator

### MEZZANINE:

Double bed

### CORRIDOR:

Ladder for mezzanine floor  
Clothes hanger  
Main switchboard



\*Pictures are for illustrative purposes only and do not constitute the subject of the offer.

\*Dimensions may vary with actual dimensions  $\pm 3$  cm.

## PARAMETERS

<b>External dimensions:</b>	9,82 m x 3,52 m
<b>Surface usable area:</b>	29,58 m <sup>2</sup> (corridor: 1,79 m <sup>2</sup> , living room: 17,19 m <sup>2</sup> , bedroom 1: 7,3 m <sup>2</sup> , bathroom: 3,30 m <sup>2</sup> ) + mezzanine of 12,18 m <sup>2</sup> .
<b>Room height:</b>	2,17 m under the mezzanine and 3,65 m in the open part.
<b>Design:</b>	Steel frame with timber elements, constructed to structural design. Flat floor structure designed to be founded on footings. Roof with a pitch of 35°. As standard, there are 4 screw holes in the roof with rope eyes for lifting and positioning the building. The use of a crane is required for foundation.
<b>Floor:</b>	In addition to steel construction elements, trapezoidal sheet metal, 9cm PUR open cell foam, timber substructure, OSB board, PVC flooring.
<b>Roof and ceiling:</b>	In addition to steel construction elements, timber substructure, 9 cm PUR open cell foam, high vapour permeable membrane, seam sheeting. Raised ceiling in the bungalow, covered with timber boarding, ceiling in the bathroom - PVC panels.
<b>External walls:</b>	Facade finished with timber boarding. In addition to steel construction elements, timber substructure, OSB board, 8,5cm PUR open cell foam, windproof membrane and vapour control membrane.
<b>Internal walls:</b>	Timber construction, OSB, timber boarding.
<b>Doors:</b>	Exterior 90/200 cm single leaf steel door, foam insulated, 48 mm thick $U=1.3 \text{ W}/(\text{m}^2\text{-K})$ . Internal door 80/200 cm white MDF with wooden frame
<b>Windows:</b>	5-chamber system, installation depth 70mm, double-glazed package with steel frame, white PVC profile with ventilators.
<b>Guttering:</b>	Steel gutters and downpipes..
<b>Electrical installation:</b>	Distribution box. Electrical conductors in peszel. For sockets 3 x 2,5 mm <sup>2</sup> cable, for lighting 3 x 1,5 mm <sup>2</sup> . Electrical sockets, aerial, light switches. Socket under the cottage.
<b>Installation Water and sewerage:</b>	Installation in kitchen and bathroom made of ALU-PEX and PVC pipes. Hidden in the walls and routed under the bungalow for connection to the mains. Additional drain in the bathroom floor.
<b>Ventilation:</b>	Two-stage exhaust ventilation in the rooms with a wall fan located in the bathroom and ventilators in the windows to provide fresh air.
<b>Interior lighting:</b>	Ceiling lighting in the form of LED spots in each room.
<b>Heating:</b>	Electric oil radiators in each room. Plus an electric ribbed radiator in the bathroom.
<b>Living room with kitchenette:</b>	Sofa bed with sleeping area, set of coffee tables, RTV cabinet, TV/ aerial socket space, dining table with 4 chairs. Kitchen furniture in 18 mm furniture board with veneer. Recessed sink made of composite. Built-in kitchen with small under-counter fridge, telescopic extractor hood, 2-burner electric hob, and electric boiler. Countertop in the kitchen made of laminated chipboard. Internal air conditioning unit mounted on the wall.
<b>Bedroom:</b>	Double bed 160/200 cm with bedding container and removable mattress, bedside table, wall unit, free-standing wardrobe.
<b>Bathroom:</b>	80 x 80 cm square corner shower cubicle with sliding door, standing toilet bowl, round mirror, washbasin with cabinet.
<b>Corridor:</b>	Clothes hanger, and electrical distribution box.
<b>Mezzanine:</b>	Ladder leading to mezzanine floor. Double mattress 160/200.